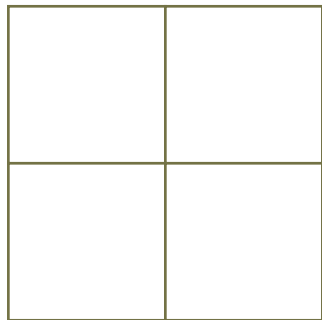



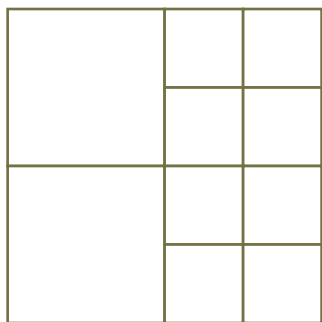
How to Slice a Layer Cake



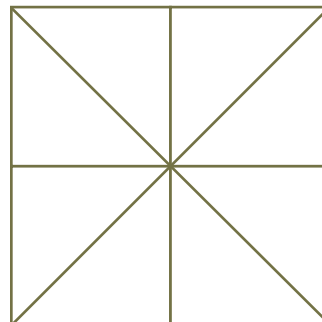
Cut 5"x 5" to yield four 4.5" x 4.5" finished squares.



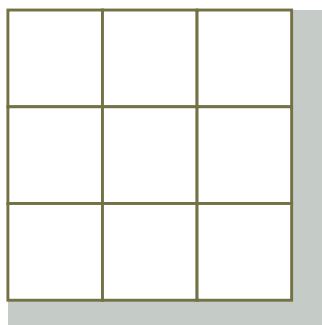
Cut once diagonally to yield two 9" finished half square triangles.




Cut 5"x 5" to yield four 4.5" x 4.5" finished squares and 2.5" x 2.5" for eight 2" x 2" finished squares



Cut 5"x 5" and cut once diagonally to yield eight 4" finished half square triangles.




Cut 3"x 3" to yield nine 2.5" x 2.5" finished squares.



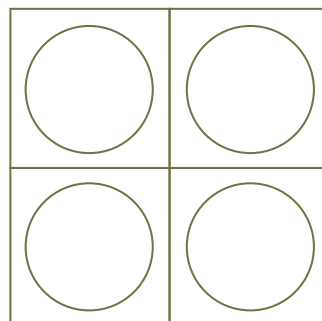
Cut twice diagonally to yield four 8.5" quarter square finished triangles.

Trim 1/2"

Trim 1/4"



Cut 2"x 10" to yield five 1.5"x 9.5" finished strips.



Four 4"x 4" finished circles.

All layer cakes contain 40 10"x 10" swatches.

(check the size of the swatches before cutting)